

Coaxial

Power Splitter/Combiner

ZN3PD-2400W

3 Way-0° 50Ω 700 to 2400 MHz

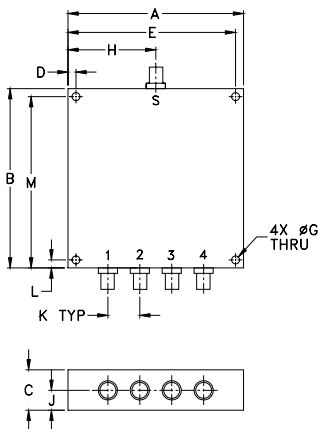
Maximum Ratings

Operating Temperature	-55°C to 100°C
Storage Temperature	-55°C to 100°C
Power Input (as a splitter)	1W max.
Internal Dissipation	0.250W max.

Coaxial Connections

SUM PORT	S
PORT 1	1
PORT 2	2
PORT 3	4

Outline Drawing



Outline Dimensions (inch/mm)

A	B	C	D	E	F	G
2.75	2.80	.63	.125	2.625	—	.125
69.85	71.12	16.00	3.18	66.68	—	3.18
H	J	K	L	M	wt	
1.38	.31	.500	.125	2.675	grams	
35.05	7.87	12.70	3.18	67.95		140

Features

- wideband, 700 to 2400 MHz
- good isolation, 25 dB typ.
- excellent input VSWR, 1.3 typ.
- excellent output VSWR, 1.1 typ.

Applications

- cellular
- PCN
- instrumentation



CASE STYLE: UU182

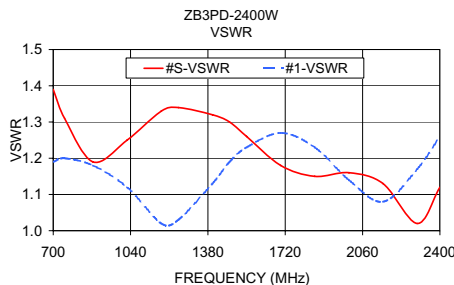
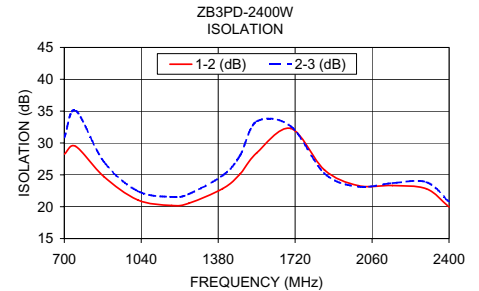
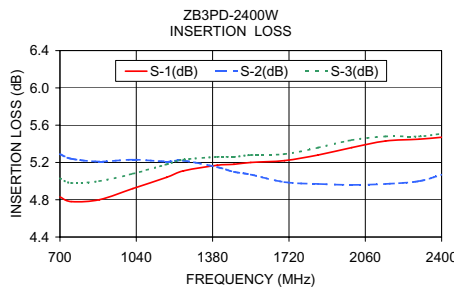
Connectors	Model	Price	Qty.
SMA	ZN3PD-2400W-S	\$99.95	(1-9)

Splitter Electrical Specifications


FREQ. RANGE (MHz)	ISOLATION (dB)		INSERTION LOSS (dB) ABOVE 4.8 dB		PHASE UNBALANCE (Degrees)	AMPLITUDE UNBALANCE (dB)
	Typ.	Min	Typ.	Max.	Max.	Max.
f_c-f_u						
700-2400	25	17	0.5	1.2	8	0.9

Typical Performance Data

Freq. (MHz)	Insertion Loss (dB)			Amp. Unbal. (dB)	Isolation (dB)		VSWR S	VSWR 1	VSWR 2	VSWR 3
	S-1	S-2	S-3		1-2	2-3				
	4.83	5.29	5.03		0.46	28.25				
4.78	5.24	4.98	0.46	29.48	35.08	2.42	1.31	1.20	1.15	1.14
4.80	5.21	5.00	0.41	24.72	27.03	3.09	1.19	1.18	1.14	1.11
4.92	5.23	5.08	0.31	21.05	22.46	3.90	1.25	1.12	1.15	1.06
5.04	5.21	5.18	0.17	20.19	21.55	4.38	1.33	1.02	1.18	1.06
5.11	5.22	5.23	0.12	20.54	22.00	4.62	1.34	1.03	1.20	1.10
5.17	5.15	5.26	0.12	22.84	24.91	4.79	1.32	1.13	1.23	1.18
5.18	5.10	5.26	0.16	25.08	27.95	4.91	1.30	1.19	1.24	1.22
5.20	5.07	5.28	0.21	28.44	33.38	4.96	1.26	1.23	1.23	1.25
5.22	4.99	5.29	0.30	32.29	32.65	4.98	1.18	1.27	1.19	1.27
5.28	4.97	5.36	0.39	25.76	25.22	4.71	1.15	1.23	1.10	1.20
5.36	4.96	5.44	0.47	23.30	23.15	4.25	1.16	1.14	1.06	1.08
5.43	4.97	5.48	0.52	23.33	23.71	3.45	1.13	1.08	1.15	1.07
5.45	5.00	5.48	0.49	22.81	23.86	2.53	1.02	1.17	1.24	1.24
5.47	5.07	5.51	0.43	19.96	20.78	1.91	1.12	1.26	1.28	1.35



electrical schematic



INTERNET <http://www.minicircuits.com>

P.O. Box 350166, Brooklyn, New York 11235-0003 (718) 934-4500 Fax (718) 332-4661

Distribution Centers NORTH AMERICA 800-654-7949 • 417-335-5935 • Fax 417-335-5945 • EUROPE 44-1252-832600 • Fax 44-1252-837010

Mini-Circuits ISO 9001 & ISO 14001 Certified

REV. OR
M70973
ED-7990/1
ZN3PD-2400W
HY/TD/CP
060922